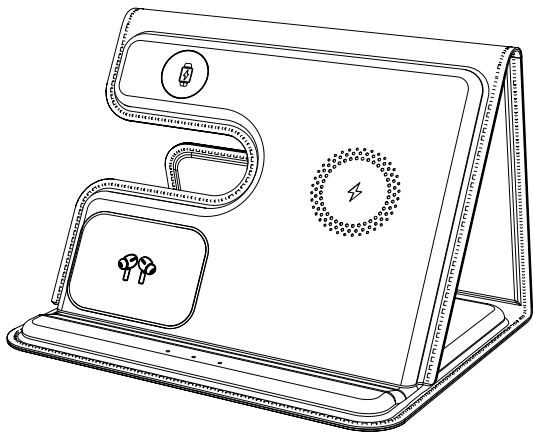


ALPHA DIGITAL

3-IN-1 Foldable Wireless Charger

User Manual

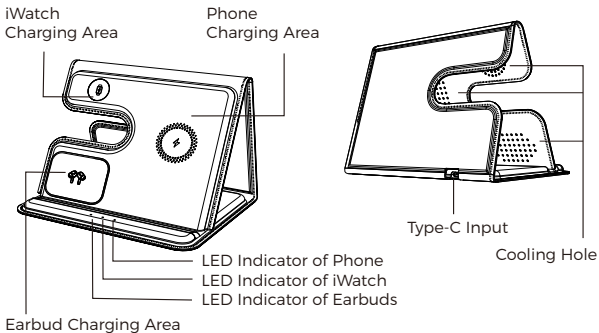


Model: 17Air

Please read the instructions carefully before using

Product Introduction

This 3-in-1 multi-functional wireless charging station supports simultaneous fast charging for your phone, iWatch, and earbuds, offering high efficiency and stable wireless charging.

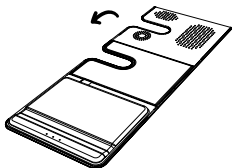


Operation Instruction

① Lift up



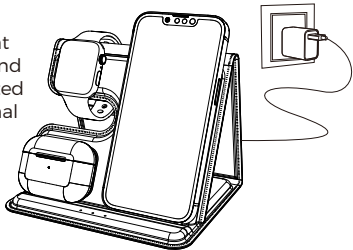
② Unfold



③ Stand up



1. Use the adapter and charging cable provided in the package to connect with the wireless charger, plug the adapter in the power supply.
2. Ensure proper placement of your phone, iWatch, and earbuds on the designated charging areas for optimal performance.



LED Indicators

These 3 LED indicator lights will change according to the charging status of your devices.

	Phones	iWatch	Earbuds
Power On	Green On for 3 Seconds	Green On for 3 Seconds	Green On for 3 Seconds
Standby	Off	Off	Off
Charging	Green for 30s then off	Green for 30s then off	Green for 30s then off
Completed	Off	Off	Off
FOD & Error	Green Flash	None	Green Flash

Specifications

Input: 9V --- 2A

Phone Output: 15W/10W/7.5W/5W

Earbuds Output: 3W

iWatch Output: 2.5W

Transmission Distance (for Phone): ≤ 4 mm

Phone Output: 15W/10W/7.5W/5W

Earbuds Output: 3W

Input Socket: Type-C

Product Size: 150x121.5x17mm / 5.9x4.8x0.7in (fold)

Product Weight: 300g / 0.66lb

Compatible

1. Phone

Phone with wireless charging function and compatible with charging protocol.

2. iWatch

Apple Watch 9/8/7/6/5/4/3/2/SE 2/SE Ultra/Ultra 2

3. Earbuds

Earbuds with wireless charging function and compatible with charging protocol.

1. Please make sure your devices have wireless charging function.
2. Please use the adapter and cable provided in the package.
3. Please check if the charging indicator light is on, if not, please unplug and re-plug in the power adaptor.
4. If there's a case, please make sure it's no thicker than 4mm, and no metal, pop rings, credit cards or magnetic attached.
5. Please align your devices with the center of the designated charging area.

Q: What should I do if the charging is slow?

1. Please make sure to use the 18W adapter and cable provided in the package.
2. Charging efficiency is contingent on the receiving power of your devices. It is not recommended to keep many apps running or it'll slow down the charging processes.

Q: What should I do if the charger heats up during charging?

1. It is normal for devices to generate heat during wireless charging. If the charging station becomes excessively hot, please remove your devices and allow the charging station to cool down before resuming the charging process.
2. Avoid using the charging station in high temperature or direct sun exposure environments to ensure optimal performance and longevity.

Safety Notice

1. Do not disassemble or throw the product into fire water.
2. Do not use wireless charger in extremely hot, humid or corrosive environment.
3. Make sure there are no any metal, pop rings, credit cards magnetic attached to your devices.
4. Keep out of reach of children and pets.
5. If the charging station overheats and stops charging, please remove your device and try charging after cooling down.
6. Avoid dropping the product from high place.

Package List

- 1x Foldable Wireless Charger
- 1x Type-C Charging Cable
- 1x 18W Adapter
- 1x User Manual
- 1x Warranty card

Support

For any support or comments concerning our products, please send an email to: service@sungale.com or toll free number in the USA: 800-473-5156

*All products brands and trademarks are property of their respective owners.