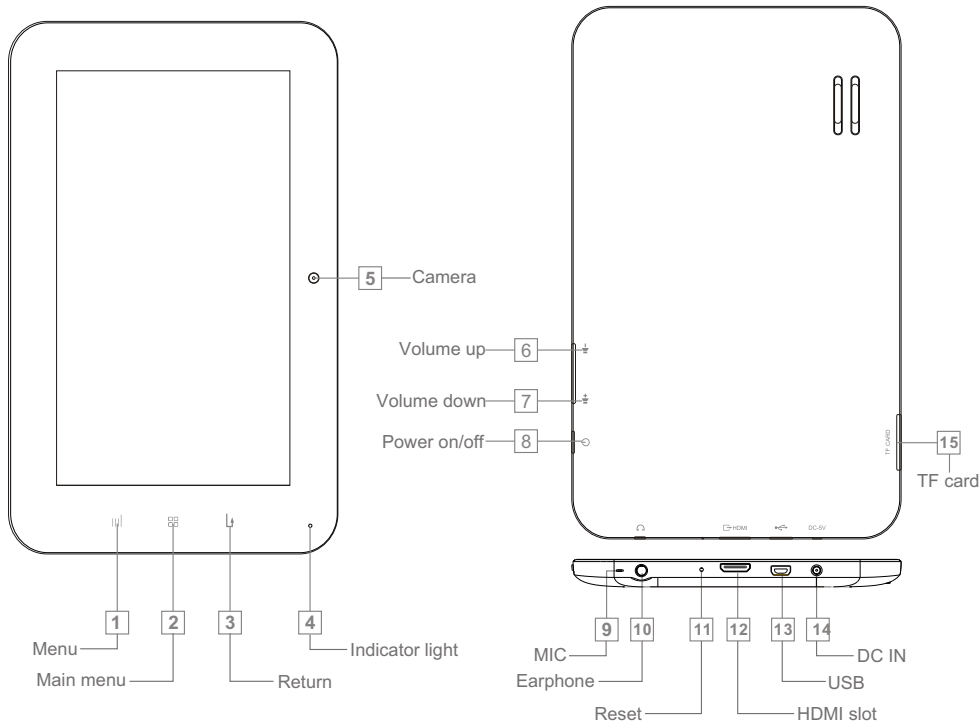


QUICK START GUIDE

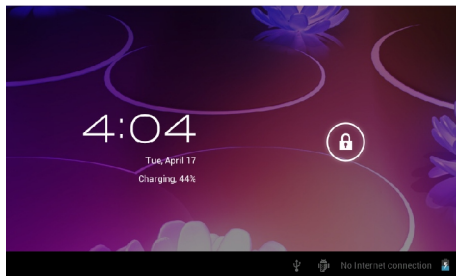
Model: ID710WTA

Know your tablet



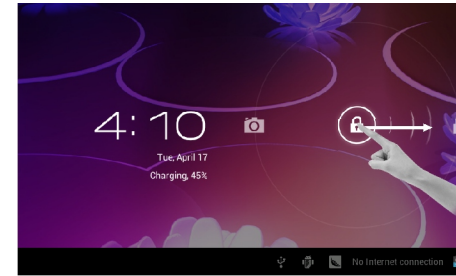
Initial Experience

1. Press the Power button to turn on your device; the Android booting image will appear on the screen, booting needs about 45 seconds. After booting finished, below screen will appear.



1

2. Slide the Lock icon to unlock the screen:



3. Then you will obtain the main menu as below:



4. Now, you can touch on the icons to enjoy your photos, music, video, ebooks, games... Touch the icon (☰) listing on the top right screen, you can enjoy more APPS.



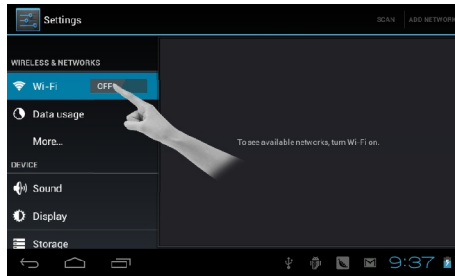
Networked Functions

For networked functions, such as Browser, Map, Email, YouTube, Facebook, Market Place..., you need to link to internet firstly. Please operate as follow steps to setup your networks, Starting from the main menu, touch "settings",



2


Turn on the wifi by slide the OFF icon to right side.



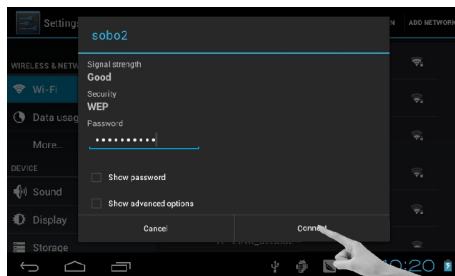
Your tablet will search wireless routers in your surrounding, and your router will appear on the screen, touch on “Your Router”.



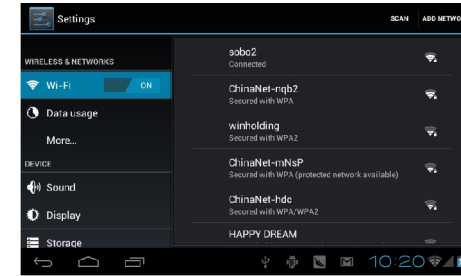
If you did not set a password for your router, the tablet will link to internet automatically.
If you have set a password for your router, the below square will appear on screen, touch on the Password bar,



Soft Keyboard will appear on screen, input the password you set for your router, then, touch “Connect”.



Now, you can see your router has been connected, which means your tablet has been linked to internet.



Now, you can enjoy all networked functions.

Tips for your tablet

1. Market

You will find “Market” icon in the main menu. Market is a place you can download various applications that are developed with using Android's open source codes. You will find a lot of funs and useful applications.

Some applications have been designed to default to root on SD card, then, you need to insert your mini-SD card into the slot so as to make the application be able to work.

2. E-Books

This tablet has pre-loaded some e-book readers and e-book applications that are developed by the publishers such as Kobo, Nook, Kindle, wish you always can find the books you like.

Support

If you encounter an issue, resolve the issue in the following order.

1. Refer to the User's Manual.

- Go to www.sungale.com and click “Support”, then click “Manual Download” at the left side. You will find user manual with related model number (ID710WTA). Click “Manual Download-EN” to download the user manual

2. Visit the support site.

- For manual download and FAQs: www.sungale.com
- More supports about WIFI: www.sungalewifi.com

3. Contact Sungale Support team

- Toll Free Call in the USA: 800-473-5156
- Service email: info@sungale.com