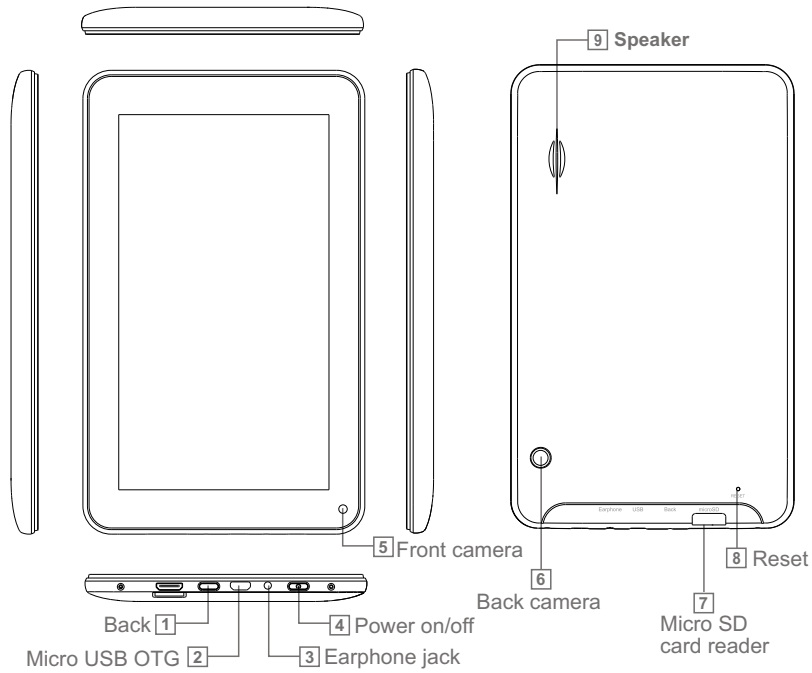


QUICK START GUIDE

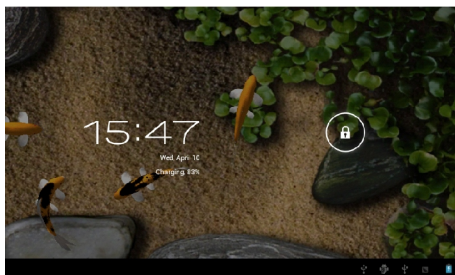
Model: ID716WTA

Know your tablet



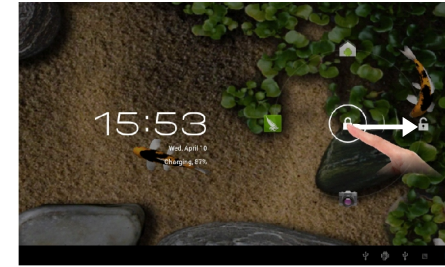
Getting Started

1. Press & hold the Power button to turn on your device.



1


2. Slide the Lock icon right to unlock the screen.



3. The below screen appears after unlocking.



4. Touch the icon (☰) for accessing the applications (APPS).

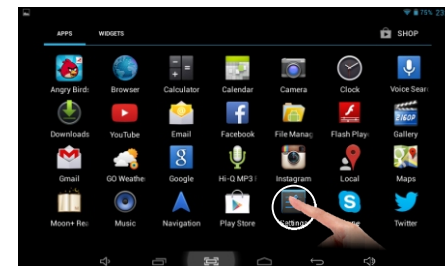


Connectivity

Follow the steps below to setup the WIFI Connectivity.

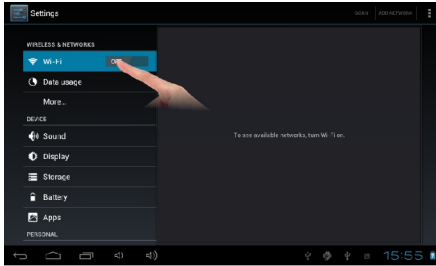
Note: To access Maps, Email, Face book, YouTube, Play Store, WiFi connectivity is required.

Touch the “settings” in the applications (APPS).

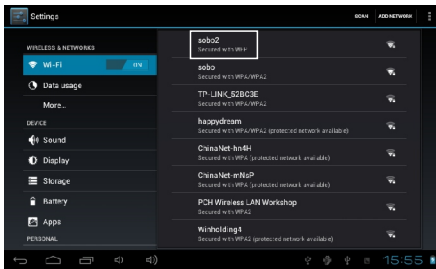


2

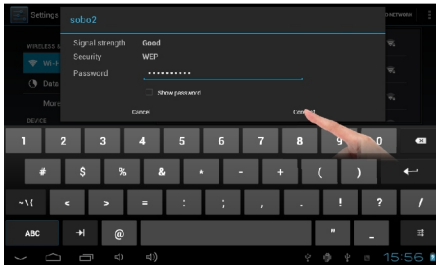
Turn on the wifi by sliding the OFF icon to right side



Your device searches for Available WiFi Networks nearby Automatically. Select a WiFi Network to connect to.



Enter the Password to connect to a Wifi Network (if required). Soft Keyboard will appear on screen to take the password input from the user. After entering the password touch "Connect".



Now, you can see your device has connected the Router successfully. You can start browsing internet.



Tips for your tablet

1. Play Store

You will find "Play Store" icon in the applications (APPS). Play Store is a place you can download various applications that are developed with using Android's open source codes. You will find a lot of funs and useful applications.

Some applications have been designed to default to root on microSD card, then, you need to insert your microSD card into the slot so as to make the application be able to work.

2. E-Books

This tablet has pre-loaded some e-book readers and e-book applications that are developed by the publishers such as Kobo, Nook, Kindle, wish you always can find the books you like.

Support

1. Refer to the User's Manual.

- Go to www.sungale.com and click "Support", then click "Manual Download" at the left side. You will find user manual with related model number (ID716WTA). Click "Manual Download-EN" to download the user manual

2. Visit the support site.

- For manual download, FAQs and more supports: www.sungale.com

3. Contact Sungale Support team

- Toll Free number in the USA: 800-473-5156
- Service email: info@sungale.com