

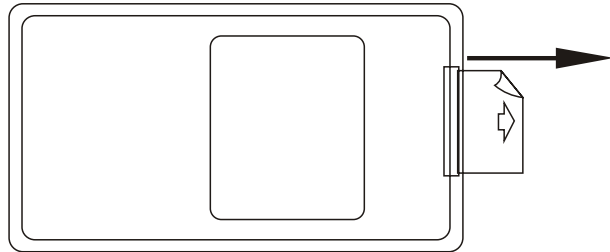
QUICK START GUIDE

Model: PF1501

Thank you for your purchasing of Sungale digital photo frame. This quick start guide will help you setup and start using the player as quickly as possible.


Step 1. Take out remote control battery's isolating tab

Please take out the battery's insulating tab first before using it.



Step 2. Plug in the player

Insert the AC Adaptor to the DPF player, then connect the adaptor power cord to a standard wall outlet.



1

Step 3. Turn on the player

After power connection, the frame will slide show pictures, press Exit 3 times to enter into the main menu interface as below:



You can select and enter into the MEMORY menu as below, then display the files in the memory.



2

Step 4. Connect to PC

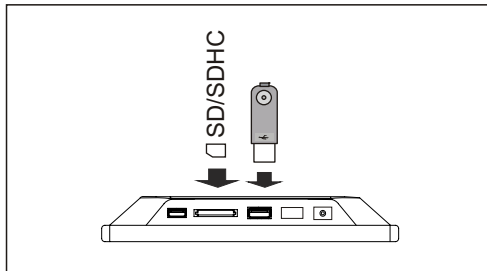
Connect the device to computer with the USB cable. Copy and paste the files to the storage of unit. After the file transferring, please safely remove hardware from the PC. Then directly unplug the USB connection. Then find and enjoy the files from the Memory menu.



Note: For the first time you connect this device to your computer, you might be asked to install driver of your device so that it can be recognized by your computer. Please follow the installation guide or contact your computer service provider for help.

Step 5. Insert the source (Memory card / USB removable storage device)

Insert the memory card or USB removable storage device to the digital photo frame. Select the appropriate function / root menu.



3

Step 6. Remote control operation

Press MENU to display the function / root menu for the functions. When the unit is in function menu or root menu, press the direction buttons to select the desired content.



Support

1. Refer to the User's Manual.

- Go to www.sungale.com and click Support, then click Manual download. You will find user manual with related model number (PF1501). Click Manual Download-EN to download the user manual.

2. Visit the support site.

- For manual download and FAQs: www.sungale.com

3. Contact Sungale Support team

- Toll Free Call in the USA: 800-473-5156
- Service email: info@sungale.com

4