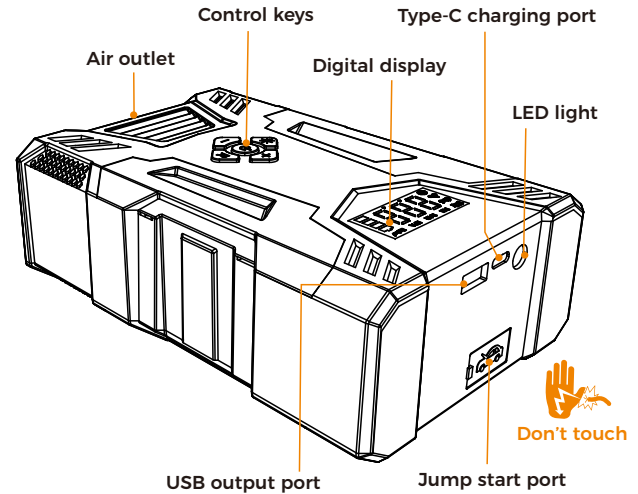


# CAR JUMP STARTER WITH COMPRESSOR

## USER MANUAL





### PRODUCT DIAGRAM



#### Jump start port

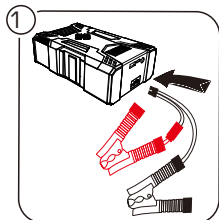
Note: After using the jump starter function, This area will be very hot, please don't touch it.

#### Control keys

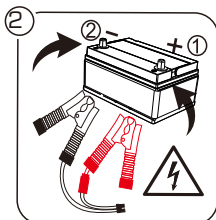
-  Press once to turn on. Long press 3 seconds to enter inflate mode. Long press 3 seconds again to turn off.
- R** Press once to switch between different inflation modes. Long press 3 seconds to switch between pressure units.
- +/-** Increase/decrease inflation pressure.
-  After power on, long press 3 seconds to turn on the LED light, press once to switch between LED modes.




## JUMP STARTER INSTRUCTION



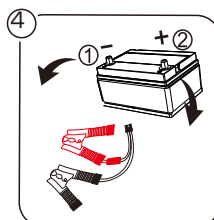
Insert jumper cables into the Jump Start port



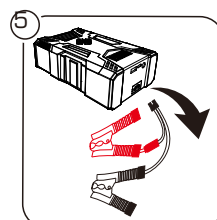
Locate your car battery. First connect the red clamp to "+", then connect the black clamp to the "-". (DO NOT REVERSE!)



Start your car right away, within 3 seconds.

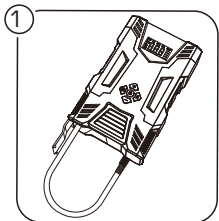


Remove black clamp first, then remove the red clamp




Pack away and charge your unit

## AIR COMPRESSOR INFLATION INSTRUCTION




Long press "⏻" 3 seconds to enter the inflation mode, press "R" to switch different inflation mode, and "++" to adjust the pressure




Pull out the inflation hose, and connect it to your tire



Press once the "⏻" button to start inflating



The inflation will automatically stop after the inflation pressure reaches the preset value



After inflation, remove the air pump hose immediately, and charge your unit



### ATTENTION!

When switching between inflation modes, be aware that there might be air pressure coming out, do not point the air pump hose towards any individual, with special emphasis on avoiding the eyes or ears. Before starting inflation, ensure the inflation hose is securely connected.



### HOT SURFACE CAUTION

During inflation mode, be aware that the device's tube may generate high temperatures. For safety, the device is designed to automatically turn off if continuously running for 3 minutes to prevent overheating. After the automatic shutdown, allow the device to cool down before storing or using it again. This precaution is essential to ensure safe operation and extend the device's lifespan.

## LCD DIGITAL DISPLAY

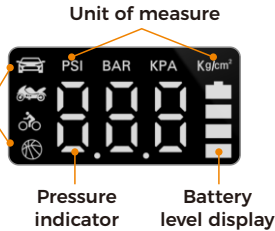
### 4 Inflation mode

Car mode: Default 2.5bar

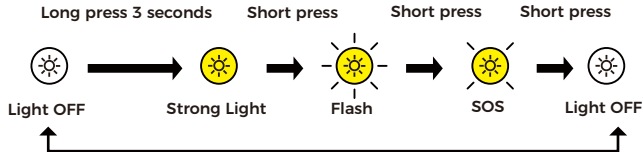
Motorcycle mode: Default 2.4bar

Bicycle mode: Default 2.5bar

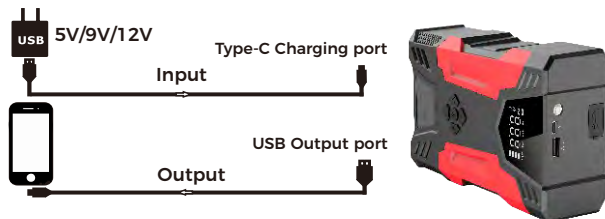
Ball mode: Default 7.5PSI



## LED LIGHTS OPERATION



## Charge Operations



### Safety Advisory:

When charging, ensure to use a regular charger that matches the specified charging port parameters provided in page 3.

Do not connect incompatible devices while the device is in the output mode. Improper use may lead to safety hazards and potential damage.

## TECHNICAL SPECIFICATIONS

Battery type: Lithium ion

Charge cycles: 2000 times

Charging time: 3-5H

Starting current: 400A/500A/600A/800A

Peak current: 800A/1000A/2000A/3000A

Operating temperature: -4°F-140°F

LED Lumens: 100LM

Applicable Models: 12V Car

Charging port: 5V = 2A / 9V = 2A / 12V = 1.5A

Output USB port: 5V = 2A

Max current consumption: 10A

Maximum pressure of the compressor: 150PSI

Continuous operation time: 5 minutes

Air flow rate: 22L/min

4 Inflation mode: Car/Motorcycle/Bicycle/Ball mode

Preset tire pressure range: Car/2.5Bar, Motorcycles/2.4Bar,

Bicycles/2.5Bar, Balls/7.5PSI

Measurements: 182\*115\*59mm / 7.2\*4.5\*2.3in

## PACKAGE INCLUDE

- 1 x Car Jump Starter with Air Compressor
- 1 x Jumper Cable
- 1 x Charging Cable
- 3 x Air Nozzle
- 1 x Cloth Bag
- 1 x User Manual
- 1 x Warranty Card

## ! ATTENTION!

### 1. Auto-Cooldown Safety Feature:

After 5 minutes of continuous use as an air compressor or jump starter, the unit will automatically pause for a 3-minute cooldown. Please wait for this period to elapse before resuming operation for safety and optimal performance.

### 2. Jump Starter Precaution:

Before using the jump starter function, ensure that the unit's power level is no less than 60% to guarantee effective performance.

## USAGE GUIDELINES

1. This product can be operated by individuals aged 8 years and older. It is important that user read instruction carefully before use. Understanding the potential risks associated with its use is essential for ensuring a safe and secure experience.
2. Within the designated working area, users are solely responsible for any damage or injury that may result from improper use of the device. Exercise caution and adhere to safety guidelines.
3. While in operation, never direct the device towards yourself or others, and ensure a safe distance from ears and eyes. There is a risk of injury, and strict adherence to this precautionary measure is advised.
4. Do not leave the device unsupervised during operation.
5. Caution: The inflatable article could burst, follow the compressor instructions carefully.
6. Switch off the compressor before reaching the maximum permissible pressure to ensure safe operation.
7. Store the device in a dry location and out of reach of children to ensure safety and prevent unauthorized use.

## SUPPORT

For any support or comments concerning our products, please send an email to: [service@sungale.com](mailto:service@sungale.com) or toll free number in the USA: 800-473-5156

\*All products brands and trademarks are property of their respective owners.

## WARRANTY

The limited warranty set forth below is given by the manufacturer with respect to ALPHA DIGITAL brand DPF players and other consumer electronics products purchased and used in the United States of America. The manufacturer warrants this product against defects in material or workmanship as follows:

**LABOR:** For a period of ninety (90) days from the date of purchase. If this Product is defective, the manufacturer will repair or replace the Product, at its option, at no charge. After this ninety (90) days period up to one year, a labor charge of US\$30.00 will be charged for each service.

**PARTS:** For a period of one year from the date of purchase, the manufacturer will supply, at no charge, new or rebuilt replacement parts in exchange for defective parts. After this one year period, the manufacturer will charge the new or replacement parts.

This warranty does not cover: (1) customer instruction, installation or set up; (2) cosmetic damage or damage due to accident, misuse, abuse, or negligence; (3) commercial use of the Product; (4) modification of any part of the Product; (5) damage due to improper operation, improper maintenance, or connection to an improper voltage supply; (6) damage due to an attempted repair of the Product by anyone other than a facility authorized by the manufacturer to service the Product; (7) consumables (such as fuses and batteries). This warranty is valid only in the United States.

The product must be accompanied by a copy of the original retail purchase receipt. If no proof of purchase is attached, the warranty will not be honored and repair cost will be charged.

This warranty is valid with attach written documentation detailing the complaint to the outside or inside of the carton.

This warranty is invalid if the factory applied serial number has been altered or removed from the Product.

The manufacturer reserves the right to modify any design of this product without prior notice.

To obtain warranty service, you must deliver the product freight prepaid, in either its original packaging or packaging affording an equal degree of protection, plus proof of purchase, to:

Service Center  
13941 Central Ave,  
Chino, CA 91710  
Tel: 800-473-5156

REPAIR OR REPLACEMENT AS PROVIDED UNDER THIS WARRANTY IS THE EXCLUSIVE REMEDY OF THE CONSUMER. THE SERVICE CENTER SHALL NOT BE LIABLE FOR ANY INCIDENTAL OR CONSEQUENTIAL DAMAGES FOR BREACH OF ANY EXPRESS OR IMPLIED WARRANTY ON THIS PRODUCT, EXCEPT TO THE EXTENT PROHIBITED BY APPLICABLE LAW. ANY IMPLIED WARRANTY OF MERCHANTABILITY OR FITNESS FOR A PARTICULAR PURPOSE ON THIS PRODUCT IS LIMITED IN DURATION TO THE DURATION OF THIS WARRANTY.

Some states do not allow the exclusion or limitation of incidental or consequential damages, or allow limitations on how long an implied warranty lasts, so the above limitations or exclusions may not apply to you. This warranty gives you specific legal rights, and you may have other rights which vary from state to state.