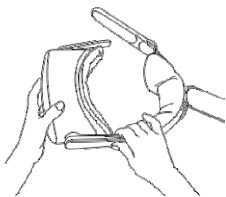
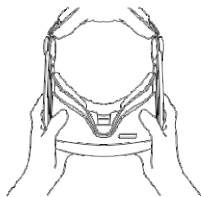


# Installation steps



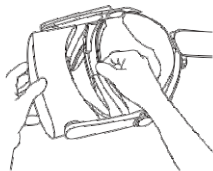
## Step 1:

align the snap on one side with the VR insert



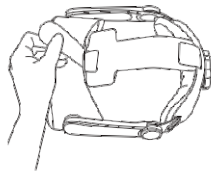
## Step 2:

align and insert the other side as above



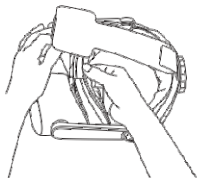
## Step 3:

remove VR goggle assembly



## Step 4:

pass the bag through the card slot at the front of VR



## Step 5:

reinstall the goggle assembly



## Step 6:

start VR after installation and adjustment